




# INSULATED METAL PANEL SPECIFICATIONS



[www.vulcansteel.com](http://www.vulcansteel.com)  
1-800-258-3369

## DM45 Mesa Wall Panel

### PRODUCT PARAMETERS

Panel Thickness:			
3"	4"	5"	6"
Insulating Values (R):**			
24	32	41	49

**Panel Width:** 45"

**Panel Length:** 8' minimum to 50' maximum based on a 48' flatbed trailer length (consult your sales representative for other available lengths)

**Insulation Material:** CFC-free, foamed-in-place polyisocyanurate foam (2.1 to 2.5 PCF density)

**Joint Configuration:** Monolithic single tongue-and-groove

**Metal Facings:** 26-gauge galvanized steel (22-gauge, 24-gauge galvanized steel available; 26-gauge stainless steel available for interior use)

**Coatings:** Imperial White polyester (plastisol available)

**Accessories:** Fasteners, clips, sealants and brake-formed flashings

### TESTED & APPROVED

The insulated panel products have been extensively tested under a variety of North American standards:

**FM 4880:** Class 1 Fire Rating

**ASTM E331:** Water Penetration

**ASTM E283:** Air Infiltration

**ASTM C518/C1363:** Thermal Transmission

**ASTM E72:** Structural Strength

**ASTM E84:** Flame Spread




\*\*R-Value tested in accordance with ASTM C518/C1363 at 40°F mean temperature, adjusted for a windspeed of 15 mph.

### INNOVATIVE. ADAPTABLE. ENERGY EFFICIENT.

DM45 is the widest Mesa panel featuring monolithic tongue-and-groove joinery for fast, easy installation. It is specifically designed for interior wall and ceiling applications.

### FEATURES AND BENEFITS

- The 3/32" low-profile exposed surface simplifies face sealing of joints and trim terminations when required for heavy processing environments.
- The 45" net width reduces both the number of longitudinal joints to thermally seal and the number of panels to install.
- The standard highly durable 26-gauge exposed steel facing(s) with an embossed, high heat coil coated paint finish are perfect for most interior applications.
- The structural integrity of the DM45 panel allows for exceptional spans between supports on interior walls and ceilings.
- The panel arrives on-site in one piece and requires a simple one-step installation, reducing construction time and costs.



**Vulcan Steel Structures, Inc.**  
 500 Vulcan Parkway  
 Adel, GA 31620  
 1-800-258-3369  
[www.vulcansteel.com](http://www.vulcansteel.com)  
[sales@vulcansteel.com](mailto:sales@vulcansteel.com)

## HW40 Hard Wall Panel

### PRODUCT PARAMETERS

Panel Thickness:	4"
Insulating Values (R):**	30

**Panel Width:** 40"

**Panel Length:** 8' minimum to 30' maximum

**Insulation Material:** CFC-free, foamed-in-place polyisocyanurate foam (2.1 to 2.5 PFC density)

**Joint Configuration:** Double offset tongue-and-groove with concealed fastener

**Profile Availability:** Mesa

**Metal Facings:** 26-gauge galvanized steel

**Coatings:** Imperial White polyester

**Accessories:** Fasteners, clips, sealants and brake-formed flashings

### TESTED & APPROVED

The insulated panel products have been extensively tested under a variety of North American standards:

**ASTM C518/C1363:** Thermal Transmission

**ASTM E283:** Air Infiltration

**ASTM E331:** Water Penetration

**ASTM E72:** Structural Strength

**AAMA 501.1:** Air/Water Infiltration




\*\*R-Value tested in accordance with ASTM C518/C1363 at 40°F mean temperature, adjusted for a windspeed of 15 mph.

### INNOVATIVE. ADAPTABLE. ENERGY EFFICIENT.

HW40 hard wall panels are ideal for interior high-traffic areas such as loading docks or keg storage rooms. The OSB is inserted behind the exposed steel facing to provide substantial strength to resist damage from impact. The panel is also ideally suited for hanging electrical boxes and piping. Consult your Vulcan representative for specific attachment requirements.

### FEATURES AND BENEFITS

- Self-aligning and weathertight double tongue-and-groove joint allows for sealant application at either the interior or exterior side of the panel joinery depending on the direction of vapor drive.
- The standard exterior metal surface is embossed 26-gauge G-90 galvanized steel with composite polyester coatings.
- The standard interior metal surface is embossed 26-gauge Imperial White.
- A "hard wall" exposed surface minimizes the potential for surface damage.



**Vulcan Steel Structures, Inc.**

500 Vulcan Parkway

Adel, GA 31620

1-800-258-3369

[www.vulcansteel.com](http://www.vulcansteel.com)

[sales@vulcansteel.com](mailto:sales@vulcansteel.com)



## FL40 Flat Wall Panel

### PRODUCT PARAMETERS

Panel Thickness:		
2"	2.5"	3"
Insulating Values (R):**		
16	20	24

**Panel Width:** 40" (36" available)

**Panel Length:** 8' minimum to 32' maximum

**Insulation Material:** CFC-free, foamed-in-place polyisocyanurate foam (2.1 to 2.5 PCF density)

**Joint Configuration:** Offset tongue-and-groove with concealed fastener

**Metal Facings:** 22-gauge (exterior) and 26-gauge (interior)

**Coatings:** PVDF & SMP (other coatings available)

**Accessories:** Fasteners, clips, sealants and brake-formed flashings

Available in 1-hour fire-rated panel: FL40-F (4.5" R-32)

### TESTED & APPROVED

The insulated panel products have been extensively tested under a variety of North American standards:

**FM 4880:** Class 1 Fire Rating

**FM 4881:** Class 1 Exterior Wall System

**CAN/ULC S101:** Fire Endurance

**CAN/ULC S134:** Fire Test of Exterior Wall Assemblies

**ASTM C518/C1363:** Thermal Transmission

**ASTM E283:** Air Infiltration

**ASTM E331:** Water Penetration

**ASTM E72:** Structural Strength

**ASTM E84:** Flame Spread

**AAMA 501.1:** Air/Water Infiltration

Miami-Dade County Product Control Approved

Florida Approved




\*\*R-Value tested in accordance with ASTM C518/C1363 at 40°F mean temperature, adjusted for a windspeed of 15 mph.

### INNOVATIVE. ADAPTABLE. ENERGY EFFICIENT.

FL40 flat wall panels are produced with a standard embossed face and offer a perfect solution for designers seeking a high-end architectural look with all the thermal benefits that insulated metal panels offer.

### FEATURES AND BENEFITS

- Can be installed either vertically or horizontally. The horizontal assembly incorporates a clean, simple end joint design that utilizes a unique self-aligning pre-painted aluminum extrusion.
- The panel's overlapping joint is self-aligning and allows for easy sealant application at the panel joinery.
- The standard exterior metal surface is 22-gauge embossed G-90 galvanized steel with standard PVDF and SMP exterior coatings (other coatings may be available).
- The standard interior metal surface is embossed 26-gauge Imperial White.
- The panel arrives on-site in one piece and requires a simple one-step installation, reducing construction time and costs.



**Vulcan Steel Structures, Inc.**

500 Vulcan Parkway

Adel, GA 31620

1-800-258-3369

[www.vulcansteel.com](http://www.vulcansteel.com)

[sales@vulcansteel.com](mailto:sales@vulcansteel.com)

## ST40 Striated Wall Panel

### PRODUCT PARAMETERS

Panel Thickness:			
2"	2.5"	3"	4"
Insulating Values (R):**			
16	20	24	32

**Panel Width:** 40" (36" available)

**Panel Length:** 8' minimum to 40' maximum

**Insulation Material:** CFC-free, foamed-in-place polyisocyanurate foam (2.1 to 2.5 PCF density)

**Joint Configuration:** Offset tongue-and-groove with concealed fastener

**Metal Facings:** 26-gauge galvanized steel (22 gauge, 24 gauge available)

**Coatings:** PVDF and SMP (other coatings available)

**Accessories:** Fasteners, clips, sealants and brake-formed flashings

Available in 1-hour fire-rated panel: ST40-F (4.5" R-32)

### TESTED & APPROVED

The insulated panel products have been extensively tested under a variety of North American standards:

**FM 4880:** Class 1 Fire Rating

**FM 4881:** Class 1 Exterior Wall System

**CAN/ULC S101:** Fire Endurance

**CAN/ULC S134:** Fire Test of Exterior Wall Assemblies

**ASTM C518/C1363:** Thermal Transmission

**ASTM E283:** Air Infiltration

**ASTM E331:** Water Penetration

**ASTM E72:** Structural Strength

**ASTM E84:** Flame Spread

**AAMA 501.1:** Air/Water Infiltration

Miami-Dade County Product Control Approved




\*\*R-Value tested in accordance with ASTM C518/C1363 at 40°F mean temperature, adjusted for a windspeed of 15 mph.

### INNOVATIVE. ADAPTABLE. ENERGY EFFICIENT.

ST40 striated wall panels offer an extremely economical exterior or interior solution where a flat, clean appearance is desired. The nominal embossed striations add rigidity and ensure an acceptable flatness tolerance.

### FEATURES AND BENEFITS

- The panel's overlapping joint is self-aligning and allows for easy sealant application at the panel joinery.
- The standard exterior metal surface is embossed 26-gauge G-90 galvanized steel with standard PVDF and SMP exterior coatings (other coatings may be available).
- The standard interior metal surface is embossed 26-gauge Imperial White.
- The panel arrives on-site in one piece and requires a simple one-step installation, reducing construction time and costs.



**Vulcan Steel Structures, Inc.**

500 Vulcan Parkway

Adel, GA 31620

1-800-258-3369

[www.vulcansteel.com](http://www.vulcansteel.com)

[sales@vulcansteel.com](mailto:sales@vulcansteel.com)

## SR2 Standing Seam Roof Panel

### PRODUCT PARAMETERS

Panel Thickness:			
3.25"	4"	5"	6"
Insulating Values (R):**			
26	32	41	49

**Panel Width:** 40"

**Panel Length:** 8' minimum to 40' maximum based on a 48' flatbed trailer length (consult your sales representative for other available lengths)

**Insulation Material:** CFC-free, foamed-in-place polyisocyanurate foam (2.1 to 2.5 PCF density)

**Joint Configuration:** 90° field seamed

**Metal Facings:** 26-gauge galvanized steel (22 gauge, 24 gauge available)

**Coatings:** PVDF and SMP (other coatings available)

**Accessories:** Fasteners, clips, sealants and brake-formed flashings

### TESTED & APPROVED

The insulated panel products have been extensively tested under a variety of North American standards:

**FM 4880:** Class 1 Fire Rating

**FM 4471:** Class 1 Roof Assembly

**CAN/ULC S102:** Flame Spread

**CAN/ULC S126:** Flame Spread (Roof)

**ASTM C518/C1363:** Thermal Transmission

**ASTM E1646:** Water Penetration

**ASTM E1680:** Air Infiltration

**ASTM E72:** Structural Strength

Florida Approved



\*\*R-Value tested in accordance with ASTM C518/C1363 at 40°F mean temperature, adjusted for a windspeed of 15 mph.

### INNOVATIVE. ADAPTABLE. ENERGY EFFICIENT.

SR2 standing seam roof panel has the look of traditional standing seam integrated with the benefits of an insulated metal panel—a great alternative to field-assembled roofing components.

### FEATURES AND BENEFITS

- Field-seamed, hidden fastener joinery provides maximum protection against the elements.
- The trapezoidal rib design provides added strength against potential foot traffic damage compared to other standing seam roof products.
- The standard exterior metal surface is smooth 26-gauge G-90 galvanized steel with standard PVDF and SMP exterior coatings (other coatings may be available).
- The standard interior metal surface is embossed 26-gauge Imperial White.
- The panel arrives on-site in one piece and requires a simple one-step installation, reducing construction time and costs.



**Vulcan Steel Structures, Inc.**

500 Vulcan Parkway

Adel, GA 31620

1-800-258-3369

[www.vulcansteel.com](http://www.vulcansteel.com)

[sales@vulcansteel.com](mailto:sales@vulcansteel.com)